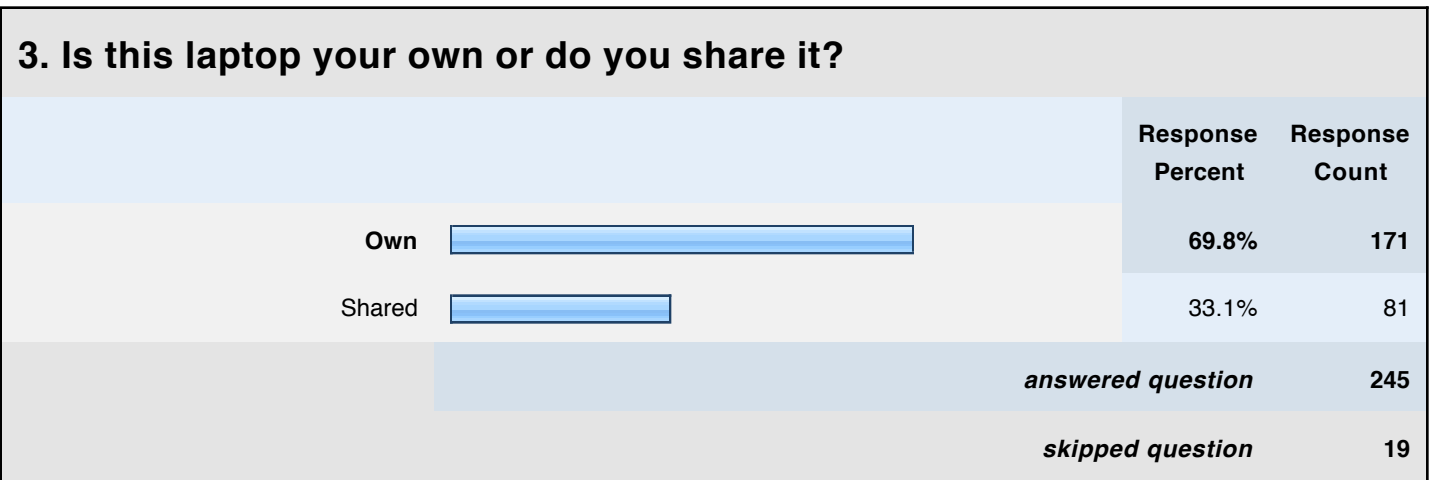
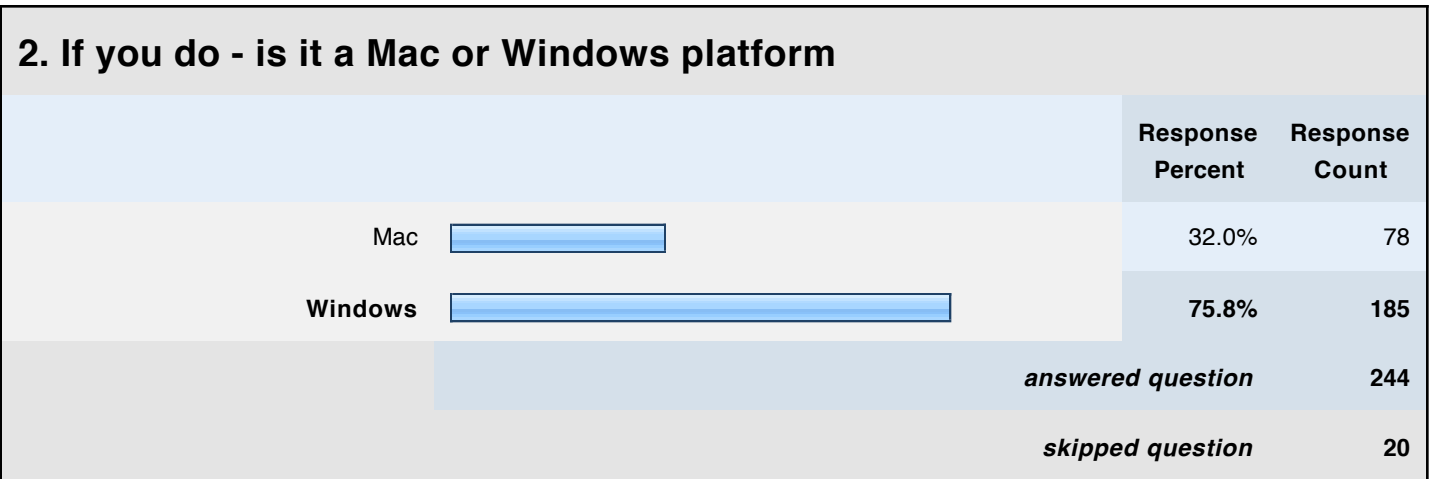
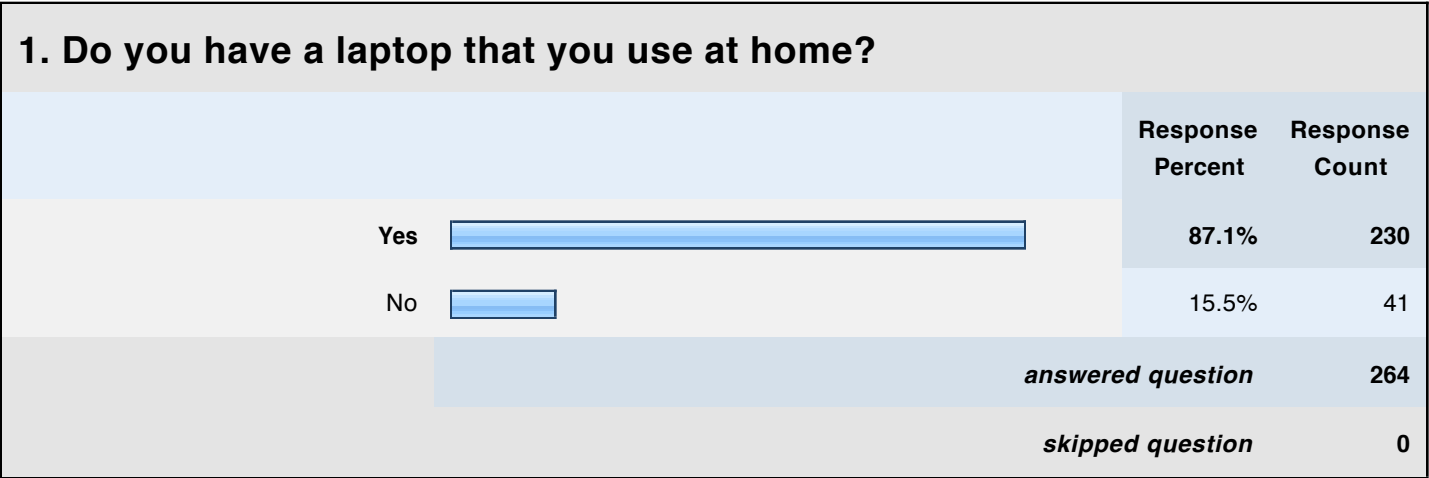











Laptops






4. Do you think it would be convenient to carry a laptop to your lessons?

		Response Percent	Response Count
Very convenient		40.5%	106
Not very convenient		41.2%	108
Very difficult		8.0%	21
Difficult, but worth it		17.6%	46
<i>answered question</i>			262
<i>skipped question</i>			2




5. Have you ever thought of using Open Office as your standard productivity software (word processing, presentation, database etc)

		Response Percent	Response Count
Never thought of it		23.1%	60
I have used it, but prefer iWork		9.2%	24
I have used it, but prefer Microsoft Office		48.8%	127
I like Open Office		5.0%	13
I dont know what Open Office is		24.6%	64
<i>answered question</i>			260
<i>skipped question</i>			4









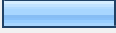
6. Do you use your laptop during school?

		Response Percent	Response Count
Yes I do, and love it!		40.8%	104
No, I dont, and have little interest in this,		30.2%	77
No, I dont, but wish I did!		34.5%	88
<i>answered question</i>			255
<i>skipped question</i>			9










7. If you use a laptop in school, do you access the schools wifi, or use your own provider for internet.

		Response Percent	Response Count
I dont use a laptop		20.1%	52
I use a laptop and access internet through the schools wifi		72.6%	188
I use a laptop and my own provider to access internet		10.4%	27
<i>answered question</i>			259
<i>skipped question</i>			5







8. What subjects presently encourage laptop use

	Response Percent	Response Count
PE, 	6.7%	17
Sciences, 	24.7%	63
Humanities, 	47.5%	121
English, 	28.6%	73
Humanities, 	34.9%	89
Mathematics, 	12.9%	33
Technology, 	56.9%	145
The Arts, 	22.7%	58
None 	16.9%	43
<i>answered question</i>		255
<i>skipped question</i>		9

9. What subjects would you like to encourage laptop use

	Response Percent	Response Count
PE, 	11.0%	28
Sciences, 	49.8%	127
Humanities, 	54.1%	138
English, 	54.1%	138
Humanities, 	42.4%	108
Mathematics, 	30.2%	77
Technology, 	54.1%	138
The Arts, 	29.4%	75
None 	11.0%	28
answered question		255
skipped question		9

10. Just one more thing - could you please let us know which level of secondary you are in. Thank you very much for your responses.

	Response Percent	Response Count
Year 7 	29.1%	76
Year 8 	17.6%	46
Year 9 	19.2%	50
Year 10 	21.5%	56
DP1 	6.5%	17
DP2 	8.0%	21
answered question		261
skipped question		3